



## Guernsey funds statistics

Service area / [Investment Funds](#)

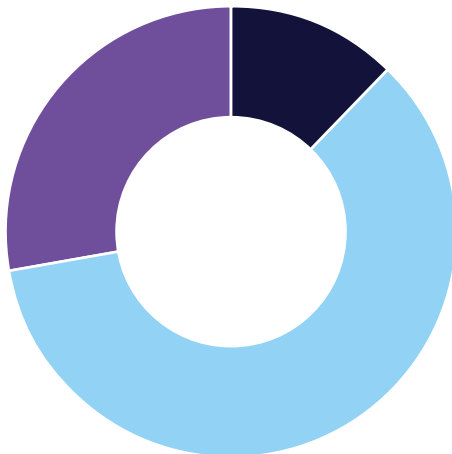
Location / [Guernsey](#)

Date / [January 2019](#)

The following charts provide an overview of the composition of the Guernsey funds industry. For further information, please refer to the GFSC's statistics [page](#).

### Guernsey funds by number

#### Guernsey funds

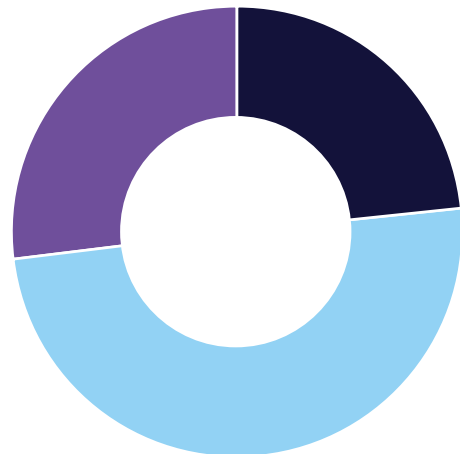


- Guernsey domiciled, open-ended: 133
- Guernsey domiciled, closed-ended: 647
- Non-Guernsey domiciled: 297

As at 30 June 2018

Source: Monterey Insight, Guernsey Fund Report 2018

#### Guernsey funds and sub-funds



- Guernsey domiciled, open-ended: 310
- Guernsey domiciled, closed-ended: 660
- Non-Guernsey domiciled: 353

As at 30 June 2018

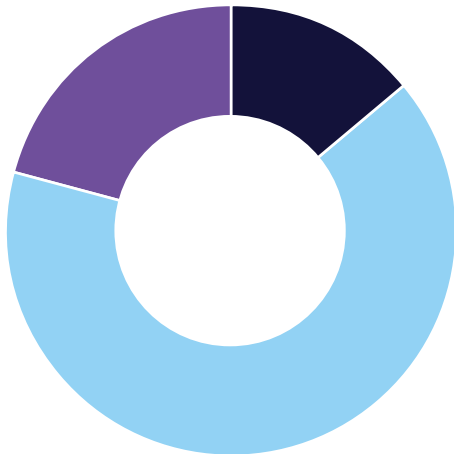
Source: Monterey Insight, Guernsey Fund Report 2018

### OFFSHORE LAW SPECIALISTS

BERMUDA BRITISH VIRGIN ISLANDS CAYMAN ISLANDS GUERNSEY JERSEY  
CAPE TOWN HONG KONG LONDON SINGAPORE

## Guernsey funds by AUM \$bn

Total assets

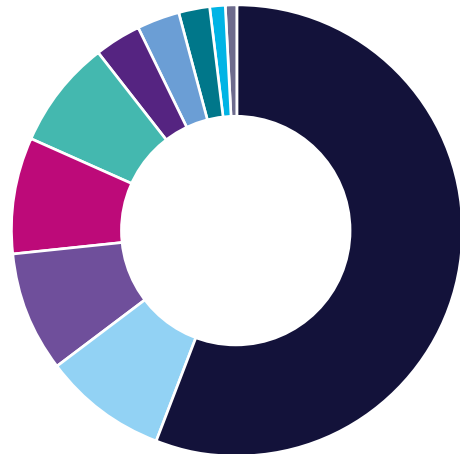


- Guernsey domiciled, open-ended: \$56.5bn
- Guernsey domiciled, closed-ended: \$259.8bn
- Non-Guernsey domiciled: \$83bn

As at 30 June 2018

Source: Monterey Insight, Guernsey Fund Report 2018

Guernsey domiciled funds by asset class



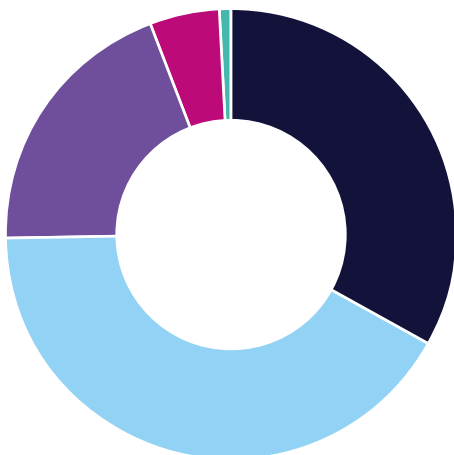
- Private equity / VC: \$172.7bn
- Property / real estate: \$27.1bn
- Infrastructure: \$26.7bn
- Alternatives: \$25.2bn
- FoF: \$23.6bn
- Bonds: \$10.7bn
- Equities: \$9.1bn
- Equities & bonds: \$6.9bn
- Feeder vehicle: \$3.1bn
- FoHF: \$2.5bn

As at 30 June 2018

Source: Monterey Insight, Guernsey Fund Report 2018

## Guernsey domiciled funds by vehicle

Guernsey domiciled, open-ended by number

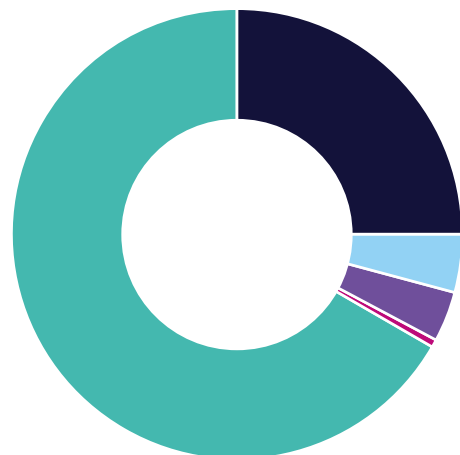


- Investment Company: 48
- Protected Cell Company: 60
- Unit trust: 28
- Incorporated Cell Company: 7
- Limited Partnership: 1

As at 30 September 2018

Source: GFSC

Guernsey domiciled, closed-ended by number



- Investment Company: 166
- Protected Cell Company: 27
- Unit trust: 25
- Incorporated Cell Company: 4
- Limited Partnership: 440

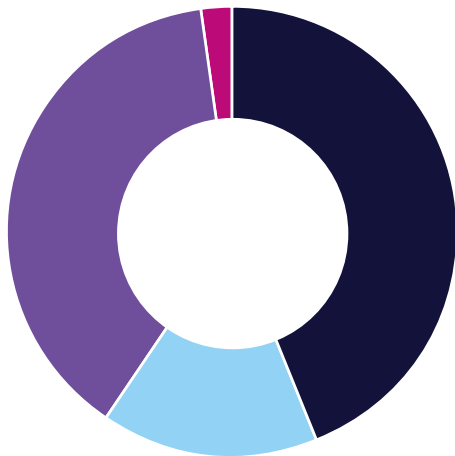
As at 30 September 2018

Source: GFSC

Continued

## Guernsey funds by classification by number

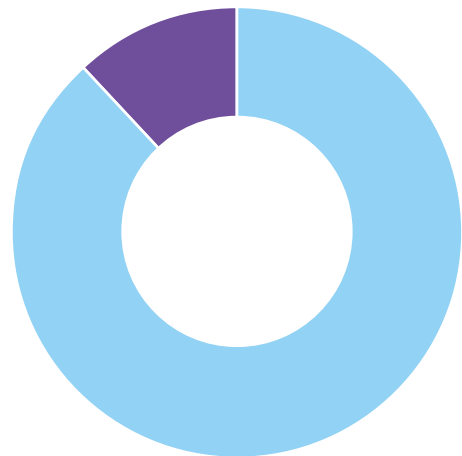
Authorised vs. Registered by number



- Authorised, closed-ended: 354
- Authorised, open-ended: 127
- Registered, closed-ended: 308
- Registered, open-ended: 17

As at 30 September 2018  
Source: GFSC

Authorised, open-ended by number



- Class A: 0
- Class B: 112
- Class Q: 15

As at 30 September 2018  
Source: GFSC

## Guernsey funds by classification – quarterly net flow by number

Registered vs. Authorised funds quarterly net change by number



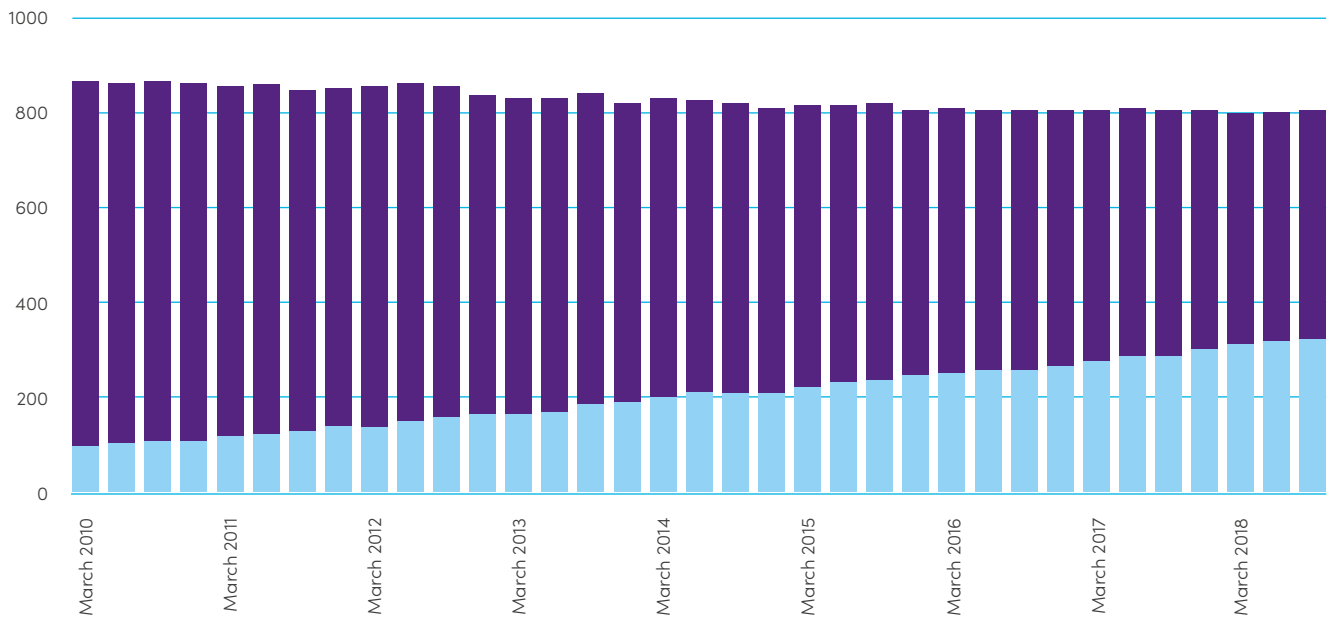
- Registered funds
- Authorised funds

As at 30 September 2018  
Source: GFSC

Continued

## Guernsey funds by classification – historic market composition by number

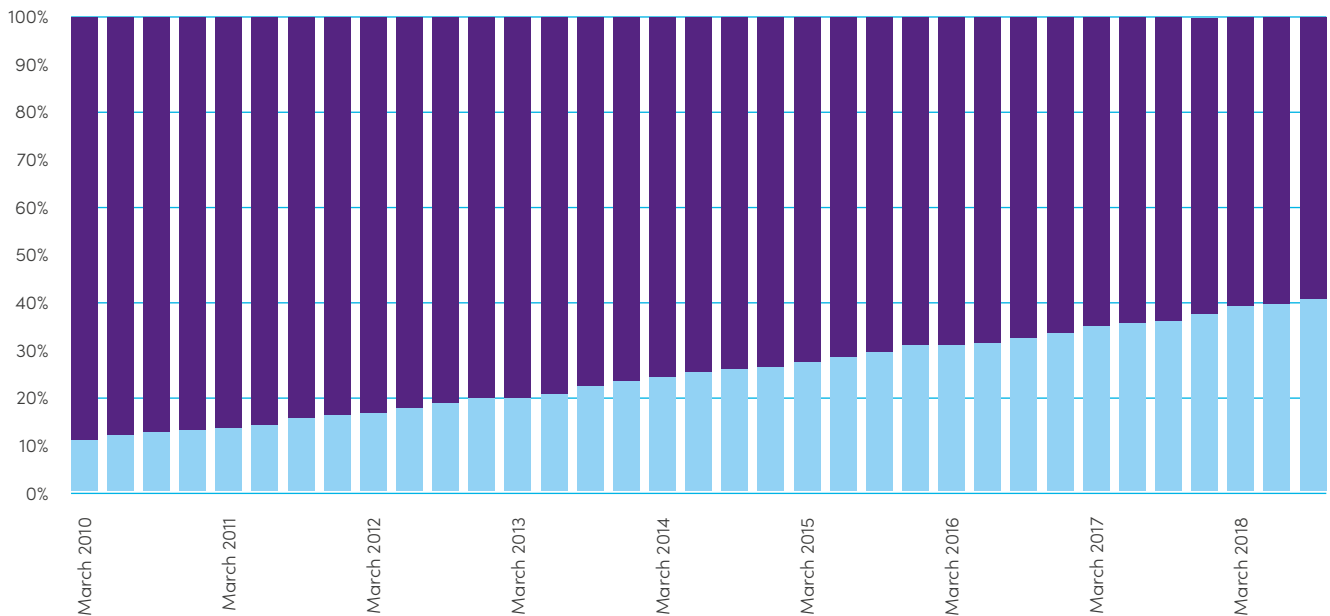
### Authorised vs registered funds by number



- Registered funds
- Authorised funds

As at 30 September 2018  
Source: GFSC

### Authorised vs registered funds by number



- Registered funds
- Authorised funds

As at 30 September 2018  
Source: GFSC

Continued



---

## FIND US

Carey Olsen (Guernsey) LLP  
PO Box 98  
Carey House  
Les Banques  
St Peter Port  
Guernsey GY1 4BZ  
Channel Islands

T +44 (0)1481 727272

E [guernsey@careyolsen.com](mailto:guernsey@careyolsen.com)



---

## FOLLOW US

Visit our investment funds team at  
[careyolsen.com](http://careyolsen.com)



---

## PLEASE NOTE

Please note that this briefing is only intended to provide a very general overview of the matters to which it relates. It is not intended as legal advice and should not be relied on as such.

© Carey Olsen (Guernsey) LLP  
2019